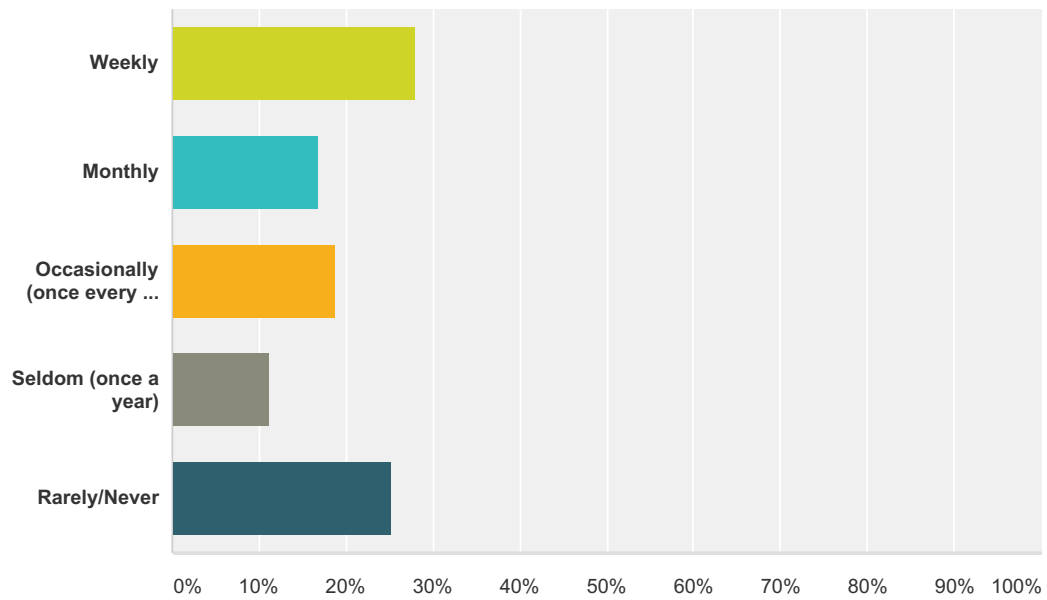


### Q1 How often do you use the Village Green Park during the warmer months?

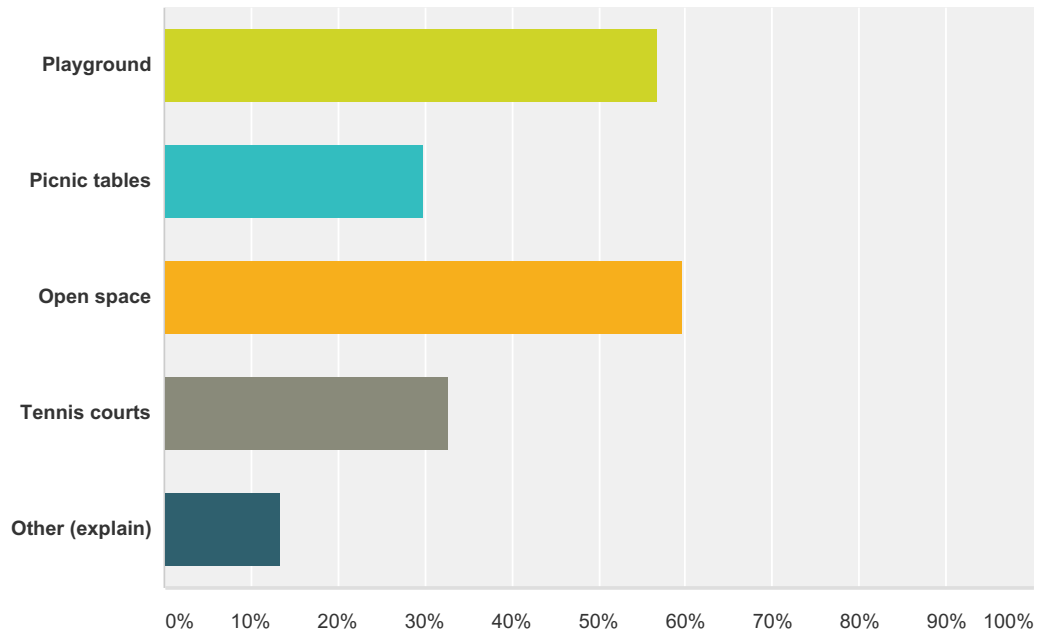
Answered: 107 Skipped: 0



Answer Choices	Responses	Count
Weekly	28.04%	30
Monthly	16.82%	18
Occasionally (once every 6 mos.)	18.69%	20
Seldom (once a year)	11.21%	12
Rarely/Never	25.23%	27
<b>Total</b>		<b>107</b>

### Q2 If you answered WEEKLY, MONTHLY or OCCASIONALLY to Question 1: What amenities do you use at Village Green Park?

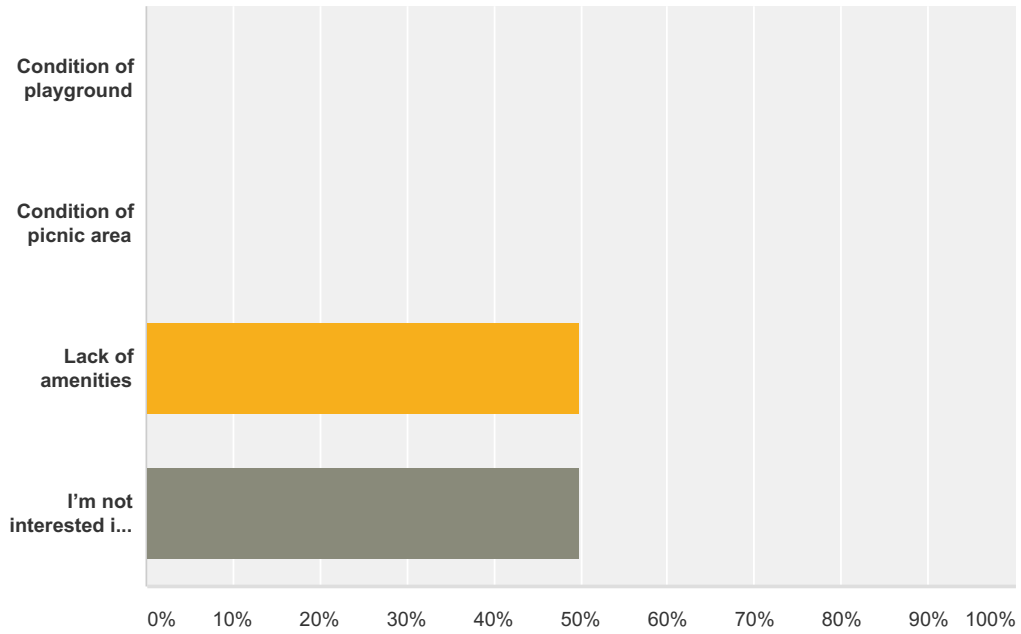
Answered: 67 Skipped: 40



Answer Choices	Responses
Playground	56.72% 38
Picnic tables	29.85% 20
Open space	59.70% 40
Tennis courts	32.84% 22
Other (explain)	13.43% 9
<b>Total Respondents: 67</b>	

### Q3 If you answered SELDOM or RARELY/NEVER to Question 1: What is your reason(s) for not using Village Green Park?

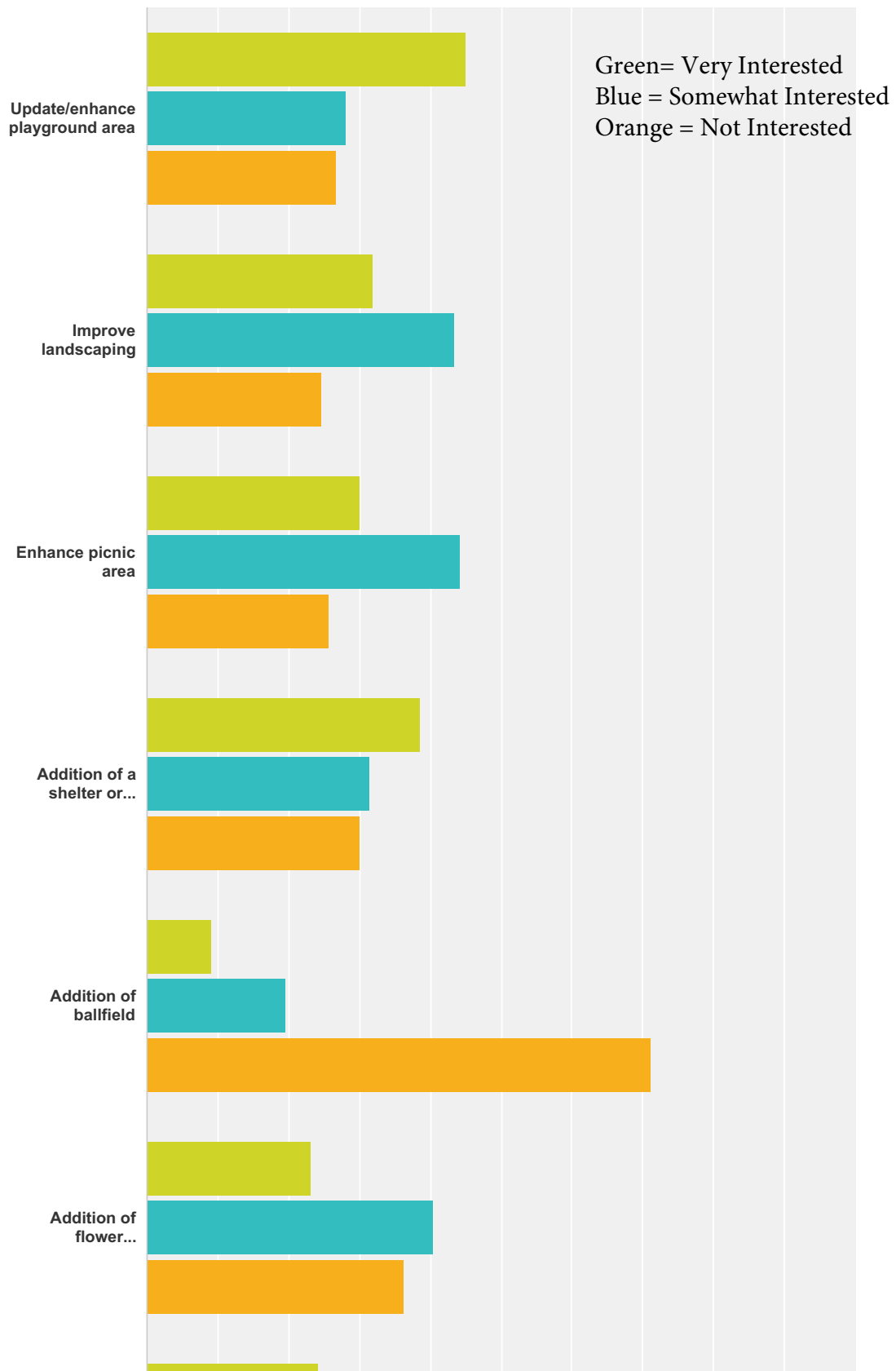
Answered: 10 Skipped: 97

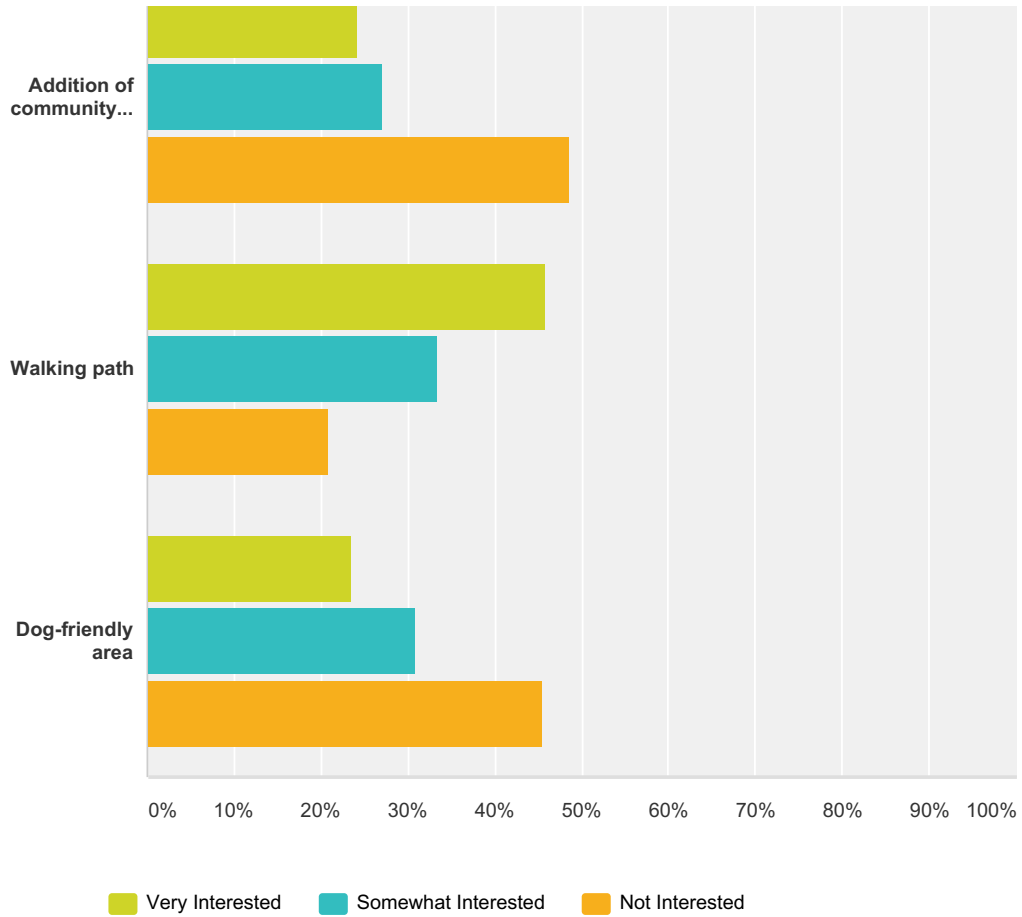


Answer Choices	Responses
Condition of playground	0.00% 0
Condition of picnic area	0.00% 0
Lack of amenities	50.00% 5
I'm not interested in using parks	50.00% 5
<b>Total Respondents: 10</b>	

### Q4 What type of improvement(s) to Village Green Park would you support?

Answered: 78 Skipped: 29

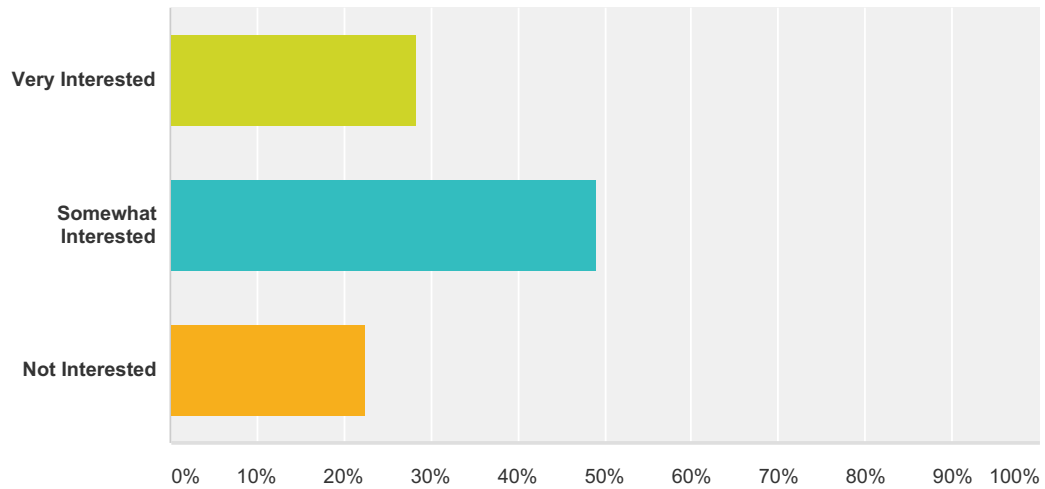




	Very Interested	Somewhat Interested	Not Interested	Total
Update/enhance playground area	45.07% 32	28.17% 20	26.76% 19	71
Improve landscaping	31.88% 22	43.48% 30	24.64% 17	69
Enhance picnic area	30.00% 21	44.29% 31	25.71% 18	70
Addition of a shelter or gazebo	38.57% 27	31.43% 22	30.00% 21	70
Addition of ballfield	9.09% 6	19.70% 13	71.21% 47	66
Addition of flower garden(s)	23.19% 16	40.58% 28	36.23% 25	69
Addition of community vegetable garden	24.29% 17	27.14% 19	48.57% 34	70
Walking path	45.83% 33	33.33% 24	20.83% 15	72
Dog-friendly area	23.53% 16	30.88% 21	45.59% 31	68

**Q5 Would you be interested in a landscaping project to create a green park on the west side of the lighthouse grounds (the area next to the westernmost parking spaces)?**

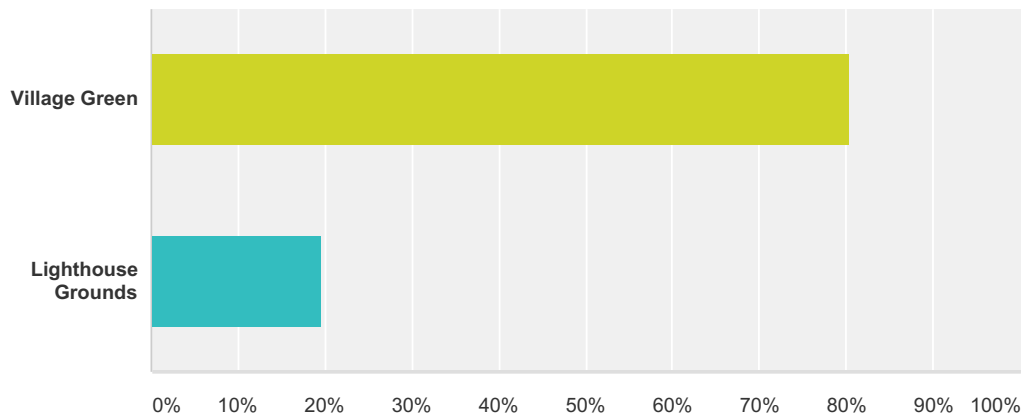
Answered: 53 Skipped: 54



Answer Choices	Responses
Very Interested	28.30% 15
Somewhat Interested	49.06% 26
Not Interested	22.64% 12
<b>Total</b>	<b>53</b>

### Q6 Which project should have highest priority?

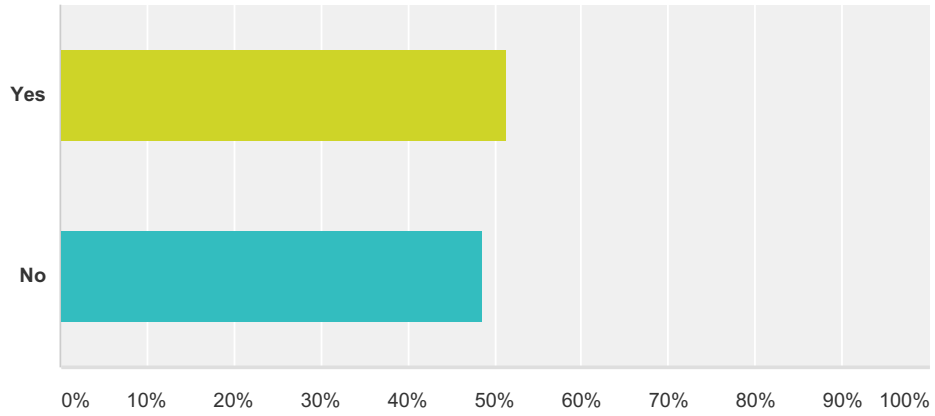
Answered: 51 Skipped: 56



Answer Choices	Responses
Village Green	80.39% 41
Lighthouse Grounds	19.61% 10
<b>Total</b>	<b>51</b>

### Q7 Would you be willing to participate in a public workshop to discuss park improvements?

Answered: 74 Skipped: 33

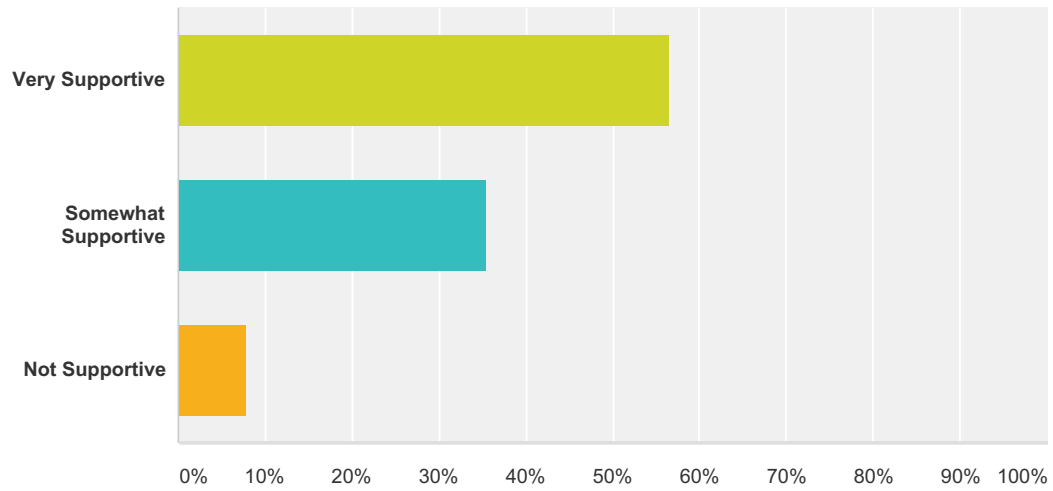


Answer Choices	Responses	
Yes	51.35%	38
No	48.65%	36
<b>Total</b>		<b>74</b>



### Q8 Are you in support of the Village creating a plan for future park enhancements?

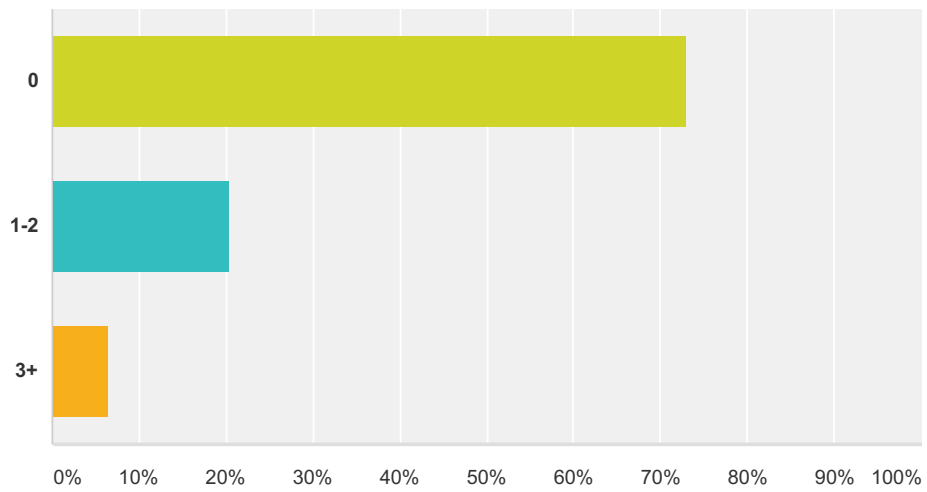
Answered: 76 Skipped: 31



Answer Choices	Responses	Count
Very Supportive	56.58%	43
Somewhat Supportive	35.53%	27
Not Supportive	7.89%	6
<b>Total</b>		<b>76</b>

### Q10 How many children under the age of 18 live in your home?

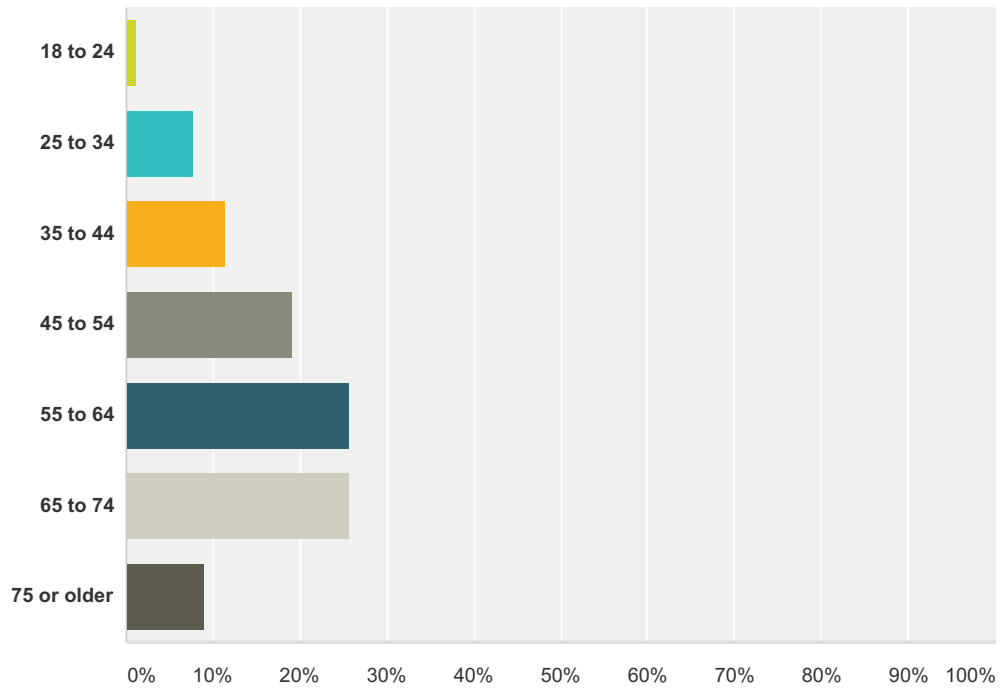
Answered: 78 Skipped: 29



Answer Choices	Responses
0	73.08% 57
1-2	20.51% 16
3+	6.41% 5
<b>Total</b>	<b>78</b>

### Q11 What is your age?

Answered: 78 Skipped: 29



Answer Choices	Responses
18 to 24	1.28% 1
25 to 34	7.69% 6
35 to 44	11.54% 9
45 to 54	19.23% 15
55 to 64	25.64% 20
65 to 74	25.64% 20
75 or older	8.97% 7
<b>Total</b>	<b>78</b>